

Potable Containers:			Waste Containers:			Soil Containers:		
BOTTLE CODE	VOL (ml)	DESCRIPTION	BOTTLE CODE	VOL (ml)	DESCRIPTION	BOTTLE CODE	VOL (ml)	DESCRIPTION
STL 14	1,000	Round, clear PET	STL 13 (VWRLSTL13.1)	1,000	Square or Round, Clear PET	STL 2	2,000(g)	Round, Opaque White PP
STL 10	1,000	Round, Clear Glass	STL 17	500	Round, Clear Glass	STL 41	125	Round, Clear Pot
STL 11	1,000	Round, Green PET	STL 18	500	Round, Amber Glass	STL 78	420	Round, Amber Glass
ALE 220	1,000	Round, Green Glass	STL 20	500	Square, Opaque HDPE	STL 81	1.5kg	Round, Opaque White PP
STL 13 (VWRLSTL13.1)	1,000	Square or Round, Clear PET	STL 23	250	Round, Clear Glass	STL 470	420	Round, Amber Glass
STL 18	500	Round, Amber Glass	STL 24	125	Round, HDPE Azlon	STL 085	60ml	Round, Amber Glass Jar
STL 19 (VWRLSTL19.1)	500	Rectangular, Clear PET	ALS 026	60	Round, Clear Glass			
STL 21	1,000	Round, Clear PET	STL 32	500	Square, Opaque HDPE			
STL 24	125	Round, HDPE Azlon	STL 33	250	Round, Clear Glass			
STL 30	350	Rectangular, Opaque HDPE	STL 34	250	Round, Amber Glass			
STL 31	10,000	Rectangular, Opaque HDPE	STL 40	100	Round, Clear Glass			
STL 33	250	Round, Clear Glass	ALS 042	50	Round, pp			
STL 34	250	Round, Amber Glass	ALS 044 (ALS102CZ)	60	Round, Opaque HDPE			
STL 45	350	Rectangular, Opaque HDPE	STL 46	250	Round, Amber Glass			
ALE 246	60	Round Opaque Azlon	STL 51	2 x 40	Round, Clear Glass			
STL 036	125	Round, Opaque, HDPE Azlon	STL 70	60	Round, Opaque Plastic			
STL 51	2 x 40	Round, Clear Glass	STL 71	60	Round, Opaque Plastic			
STL 53	2 x 40	Round, Amber Glass	STL 72	40	Round, Clear Glass			
ALS 058	500	Round, Amber Glass	STL 80	2,000	Rectangular, Opaque HDPE			
ALS 060	100	Round, Amber Glass	STL 97	125	Round, Opaque HDPE			
STL 061	100	Round, Amber Glass	STL 102	1,000	Square, Clear PET			
STL 79	40	Round, Amber Glass	STL 112	500	Round, Green Glass			
STL 83	1,000	Rectangular, Opaque HDPE	STL 200	250	Round, Clear Glass			
VWRI331-0074	1,000	Round, Clear PET	STL 465	250	Round, Amber Glass			
STL 101 (VWRLSTL101.1)	500	Square, Clear PET	STL 480	60	Round, Opaque PP			
STL 103	500	Round, Clear PET	STL 650	125	Round, HDPE Azlon			
STL 105	250	Square, Clear PET	STL 701	2 x 1,000	Square or Round, Clear PET			
ALS 130	125	Round, HDPE Azlon Blue lid	STL 315	30ml	Non-Pyrogenic Container			
STL 225 (VWRLSTL225.1)	350	Rectangular, Clear PET	STL 47	250	Round, clear Glass			
STL 241	125	Round, Opaque HDPE	STL 90	2 x 40	Round, Amber Glass			
STL 305	-	Sterile Swab (MW170)	STL 92	2 x 40	Round, clear Glass			
STL 430	250	Round, Amber Glass	STL 061	100	Round, Amber Glass			
STL 436	-	Crypto Module (Xpress)	ALE 204	60	Round, PE, Transparent			
STL 436	-	Crypto Module (Fmax)	ALE 245	60	Round, PE, Transparent			
STL 555	1,000	Round, Green Glass						
STL 700	1,000	Round, Opaque HDPE						
STL 807	50ml	Round tube						
ALS 038	125	Round, Opaque, HDPE Azlon						
STL 110	1,000	Round or Square, clear PET						
STL 039	350	Rectangular, Opaque HDPE						




Environmental Monitoring Plates:		
BOTTLE CODE	Size (mm)	DESCRIPTION
STL 325	55	TSA Contact Plate
STL 326	55	MEA Contact Plate
STL 327	90	TSA Settle Plate
STL 328	90	RBA Settle Plate
STL 329	90	40ml MEA Plate
STL 331	90	40ml VRBGA plate
STL 332	90	40ml ½ NA plate
STL 333	90	GVPC Settle Plate




Utilities Containers:			Utilities Containers:			CIP Containers:		
BOTTLE CODE	VOL (ml)	DESCRIPTION	BOTTLE CODE	VOL (ml)	DESCRIPTION	BOTTLE CODE	VOL (ml)	DESCRIPTION
STL 1	500(g)	Round, Opaque White PP	STL 465	250	Round, Amber Glass	STL 13 (VWRLSTL13.1)	1,000	Square or Round, Clear PET
STL 7	10,000	Bladder, Clear	STL 480	60	Round, Opaque PP	STL 18	500	Round, Green Glass
STL 11	1,000	Round, Green PET	STL 555	1,000	Round, Green Glass	STL 20	500	Square, Opaque HDPE
ALE 220	1,000	Round, Green Glass	STL 700	1,000	Round, Opaque HDPE	STL 24	125	Round, HDPE Azlon
STL 19 (VWRLSTL19.1)	500	Rectangular, Clear PET	STL 807	50ml	Round tube	ALS 038	125	Round, Opaque, HDPE Azlon
STL 2STL 20	500	Square, Opaque HDPE				ALS 042	50	Round, pp
STL 21	1000	Round, Clear PET				ALS 044 (ALS102CZ)	60	Round, Opaque HDPE
STL 24	125	Round, HDPE Azlon				STL 51	2 x 40	Round, Clear Glass
ALS 026	60	Round, Clear Glass				STL 72	40	Round, Clear Glass
STL 31	10,000	Rectangular, Opaque HDPE				STL 78	420	Round, Amber Glass
STL 33	250	Round, Clear Glass				STL 81	1.5kg	Round, Opaque White PP
ALE 246	60	Round Opaque Azlon				STL 90	40	Round, Amber Glass
STL 40	100	Round, Clear Glass				STL 101 VWRLSTL101.1)	500	Square, Clear PET
STL 51	2 x 40	Round, Clear Glass				STL 112	500	Round, Clear Glass
STL 53	2 x 40	Round, Amber Glass				STL 118	60	Round, Opaque LDPE
STL 71	60	Round, Opaque Plastic						
STL 72	40	Round, Clear Glass						
STL 78	420	Round, Amber Glass						
STL 79	40	Round, Amber Glass						
STL 83	1,000	Rectangular, Opaque HDPE						
VWRI331-0074	1,000	Round, Clear PET						
STL 101 (VWRLSTL101.1)	500	Square, Clear PET						
STL 102	1,000	Square, Clear PET						
STL 103	500	Round, Clear PET						
STL 105	250	Square, Clear PET						
ALS 130	125	Round, Opaque PP						
STL 225 (VWRLSTL225.1)	350	Rectangular, Clear PET						
STL 226 (VWRLSTL226.1)	500	Rectangular, Clear PET						
STL 241	125	Round, Opaque HDPE						
STL 305	-	Sterile Swab (MW102 & MW170)						
STL 430	250	Round, Amber Glass						

Where containers are round, no depth is given as the width is taken as the diameter.




ALS WATERS CONTAINER GUIDE

BOTTLE	DETAILS		PRESERVATIVE	SAMPLING TECHNIQUE	ANALYSIS
<p>STL 1</p> 	<p>TYPE LID LINER HEIGHT (mm) WIDTH (mm) DEPTH (mm) SHELF LIFE (mth) FILL LEVEL REFRIGERATE?</p>	<p>CONTAINER WHITE NO 85 117 - - LID N/A</p>	<p>None</p>	<ul style="list-style-type: none"> If sample contains large stones, please fill two sample pots 	<p>General Soil Parameters</p> <p>Inorganics, Metals One full container is required</p> <p>ALS Wakefield use only</p>
<p>STL 2</p> 	<p>TYPE LID LINER HEIGHT (mm) WIDTH (mm) DEPTH (mm) SHELF LIFE (mth) FILL LEVEL REFRIGERATE?</p>	<p>CONTAINER WHITE NO 140 170 - - SHOULDER N/A</p>	<p>None</p>		<p>Water Supply sludge samples for various Organic and Inorganic Parameters One full container is required</p>
<p>STL 7</p> 	<p>TYPE LID LINER HEIGHT (mm) WIDTH (mm) DEPTH (mm) SHELF LIFE (mth) FILL LEVEL REFRIGERATE?</p>	<p>CUBITAINER CLEAR NO 240 240 220 - LID N/A</p>	<p>None</p>		<p>Cryptosporidium Analysis One full container is required</p> <p>ALS Wakefield use only</p>




ALS WATERS CONTAINER GUIDE

BOTTLE	DETAILS		PRESERVATIVE	SAMPLING TECHNIQUE	ANALYSIS
<p>STL 10</p> 	<p>TYPE LID LINER HEIGHT (mm) WIDTH (mm) DEPTH (mm) SHELF LIFE (mth) FILL LEVEL REFRIGERATE?</p>	<p>BOTTLE WHITE PTFE 220 96 - - LID YES</p>	<p>None</p>		<p>Dalapon-Sodium One full container is required</p>




ALS WATERS CONTAINER GUIDE

<p>STL 11</p>  <p>STL 21 (can be used as an alternative) as below:</p>   <p>Bottle code 109202 can be used an alternative to STL 21</p>	<p>TYPE LID LINER HEIGHT (mm) WIDTH (mm) DEPTH (mm) SHELF LIFE (mth) FILL LEVEL REFRIGERATE?</p> <p>1 litre Amber Bottle Code 109202</p>	<p>BOTTLE WHITE PTFE 272 81 - - JUST BELOW LID YES</p> <p>Amber bottle</p>	<p>Algae and Zooplankton 10 - 20ml Lugol's iodine solution per litre of sample to be added to the bottle on receipt at ALS (unless already added to bottle by customer at time of sampling.)</p> <p>Chlorophyll & Phaeophytin None</p> <p>Non-Hazardous</p>	<p>Algae and Zooplankton</p> <ul style="list-style-type: none"> Samples fixed with Lugol's iodine solution can be transported at ambient temperature. Samples not fixed with Lugol's iodine solution are to be transported and stored at 5±3°C until fixed. To fix, add 10 – 20ml of Lugol's iodine solution per litre using a plastic Pasteur pipette. Recap bottle & invert. If only one bottle is received for Algae/Zooplankton & Chlorophyll/Phaeophytin, mix well & decant approximately 150ml into a separate STL11 container for Algae analysis before adding Lugol's Iodine Solution. <p>Chlorophyll & Phaeophytin</p> <ul style="list-style-type: none"> Samples to be transported and stored at 5±3°C and in the dark within a box until analysed. 	<p>Algae and Zooplankton One full container is required per analysis</p> <p>Chlorophyll & Phaeophytin One full container is required</p>
--	--	--	---	--	--



ALS WATERS CONTAINER GUIDE

BOTTLE	DETAILS		PRESERVATIVE	SAMPLING TECHNIQUE	ANALYSIS
<p>ALE 220</p> 	<p>TYPE LID LINER HEIGHT (mm) WIDTH (mm) DEPTH (mm) SHELF LIFE (mth) FILL LEVEL REFRIGERATE?</p>	<p>BOTTLE WHITE ¹ PTFE 255 81 - - SHOULDER YES</p>	<p>None</p>	<ul style="list-style-type: none"> Two containers must be supplied for each sample 	<p>Organics GCMS Analysis Dioxins One full container is required Trace level Investigative GCMS Organic Compounds Two full containers are required</p>
<p>STL 13 VWRLSTL13.1</p>  	<p>TYPE LID LINER HEIGHT (mm) WIDTH (mm) DEPTH (mm) SHELF LIFE (mth) FILL LEVEL REFRIGERATE?</p>	<p>BOTTLE WHITE NO (SQ.) PE FOAM (R) 240 75 75 - LID YES</p>	<p>None</p>	<ul style="list-style-type: none"> This chemistry sample should be taken first unless an RDT metals bottle is required 	<p>General Inorganics, Metals excluding Mercury One full container is required CIP Inorganics One full container is required</p>



ALS WATERS CONTAINER GUIDE

BOTTLE	DETAILS		PRESERVATIVE	SAMPLING TECHNIQUE	ANALYSIS
STL 14 	TYPE LID LINER HEIGHT (mm) WIDTH (mm) SHELF LIFE (mth) FILL LEVEL REFRIGERATE?	BOTTLE RED YES 250 80 14 MONTHS 1L FILL LINE OR ABOVE N/A	Contains 0.8ml of 3% Sodium Thiosulphate SDS 8	<ul style="list-style-type: none"> This sample should be taken after chemical samples following local procedures The bottles are date stamped and must be used by the expiry date shown Do not rinse Samples can be stored at ambient conditions	Legionella Analysis One full 1L container is recommended. Ensure filled to or above the 1L graduation mark on the bottle. Salmonella Analysis One full container is required
STL 110 	TYPE LID LINER HEIGHT (mm) WIDTH (mm) SHELF LIFE (mth) FILL LEVEL REFRIGERATE?	BOTTLE YELLOW YES 250 80 14 MONTHS 1L FILL LINE OR ABOVE N/A	Contains 0.5ml of 48% Sodium Thiosulphate SDS 8	<ul style="list-style-type: none"> This sample should be taken after chemical samples following local procedures The bottles are date stamped and must be used by the expiry date shown Do not rinse Samples can be stored at ambient conditions	Legionella Analysis (Bottle on request only – higher biocide neutraliser dose) One full 1L container is recommended. Ensure filled to or above the 1L graduation mark on the bottle.
STL 110 	TYPE LID LINER HEIGHT (mm) WIDTH (mm) SHELF LIFE (mth) FILL LEVEL REFRIGERATE?	BOTTLE YELLOW YES 200 80 14 MONTHS 1L FILL LINE OR ABOVE N/A	Contains 0.5ml of 48% Sodium Thiosulphate SDS 8	<ul style="list-style-type: none"> This sample should be taken after chemical samples following local procedures The bottles are date stamped and must be used by the expiry date shown Do not rinse Samples can be stored at ambient conditions	Legionella Analysis (Bottle on request only – higher biocide neutraliser dose) One full 1L container is recommended. Ensure filled to or above the 1L graduation mark on the bottle.


ALS WATERS CONTAINER GUIDE

BOTTLE	DETAILS		PRESERVATIVE	SAMPLING TECHNIQUE	ANALYSIS
<p>STL 17</p> 	<p>TYPE LID LINER HEIGHT (mm) WIDTH (mm) DEPTH (mm) SHELF LIFE (mth) FILL LEVEL REFRIGERATE?</p>	<p>BOTTLE WHITE PTFE 191 80 - - TOP YES</p>	<p>None</p>		<p>Herbicides/Tins to include Acid Herbicides, PCP, Organotins and Sub Ureas One full container is required Metaldehyde One full container is required Herbs/Tins (Environmental) One full container is required</p>
<p>STL 18</p> 	<p>TYPE LID LINER HEIGHT (mm) WIDTH (mm) DEPTH (mm) SHELF LIFE (mth) FILL LEVEL REFRIGERATE?</p>	<p>BOTTLE WHITE PTFE 195 70 - - SHOULDER YES</p>	<p>None</p>		<p>GCMS Scan Waste One full container is required CIP GCQTOF suite Two full containers are required</p>



ALS WATERS CONTAINER GUIDE

BOTTLE	DETAILS		PRESERVATIVE	SAMPLING TECHNIQUE	ANALYSIS
<p>STL 19 VWRLSTL19.1</p> 	<p>TYPE LID LINER HEIGHT (mm) WIDTH (mm) DEPTH (mm) SHELF LIFE (mth) FILL LEVEL REFRIGERATE?</p>	<p>BOTTLE BLUE NO 215 70 50 24 SHOULDER YES</p>	<p>1.0ml of 3% w/v Sodium Thiosulphate solution. Equivalent to 0.1ml of 1.8% w/v Na Thio per 100ml Gamma Irradiated SDS 8</p>	<ul style="list-style-type: none"> • This sample should be taken after chemical samples following local procedures • The bottles are date stamped and must be used by the expiry date shown • Do not rinse 	<p>Bacterial Analysis of Potable Water Samples One full container is required</p>
<p>STL 20</p> 	<p>TYPE LID LINER HEIGHT (mm) WIDTH (mm) DEPTH (mm) SHELF LIFE (mth) FILL LEVEL REFRIGERATE?</p>	<p>POT RED PE FOAM 120 75 75 - SHOULDER YES</p>	<p>Gamma Irradiated</p>		<p>Waste Micro Analysis (sludge, effluents and surface waters) One full container is required Waste Sludge Inorganic One full container is required Waste Water Bacterial Analysis One full container is required</p>



ALS WATERS CONTAINER GUIDE

BOTTLE	DETAILS		PRESERVATIVE	SAMPLING TECHNIQUE	ANALYSIS
<p>ALE204</p> 	<p>TYPE LID LINER HEIGHT (mm) WIDTH (mm) DEPTH (mm) SHELF LIFE (mth) FILL LEVEL REFRIGERATE?</p>	<p>POT BLACK NO 80 35 - 12 NECK OF BOTTLE YES</p>	<p>Bottle contains 0.57ml (40% Nitric Acid)</p> <p>SDS 11</p> <p>Contains a hazardous Preservative.</p> <p>Shelf life: 18 months</p>	<p>Total Analysis</p> <ul style="list-style-type: none"> Carefully fill to the neck of the bottle <u>only</u> <p>Filtered Analysis</p> <ul style="list-style-type: none"> Place the filter on the end of the syringe. Fill the syringe with sample. Carefully insert plunger and apply pressure to filter sample into the bottle, ensuring to <u>only</u> fill to the neck of the bottle. When filtering, rest the syringe and filter disc on the neck of the bottle to aid with filtering, ensuring to hold the bottle. The bottles are date stamped and must be used by the expiry date shown Do not rinse 	<p>Silver</p> <p>One container is required for each Total and Filtered analysis.</p> <p>Filtered samples require to be filtered in the Field. Refer to field filtering instructions (CQF 1505)</p>




ALS WATERS CONTAINER GUIDE

BOTTLE	DETAILS		PRESERVATIVE	SAMPLING TECHNIQUE	ANALYSIS
<p>ALE 245</p> 	<p>TYPE LID LINER HEIGHT (mm) WIDTH (mm) DEPTH (mm) SHELF LIFE (mth) FILL LEVEL</p>	<p>POT BLACK NO 80 35 - 12 NECK OF BOTTLE</p>	<p>Bottle contains 0.6ml (10% Sodium Hydroxide)</p> <p>SDS 2</p> <p>Contains a hazardous Preservative.</p> <p>Shelf life: 18 months</p>	<p>Total Analysis</p> <ul style="list-style-type: none"> Carefully fill to the neck of the bottle <u>only</u> 	<p>Thiocyanate</p>
<p>STL 23</p> 	<p>TYPE LID LINER HEIGHT (mm) WIDTH (mm) DEPTH (mm) SHELF LIFE (mth) FILL LEVEL REFRIGERATE?</p>	<p>BOTTLE RED NO 140 70 - 3 TOP N/A</p>	<p>2ml 50% Manganese Chloride solution & 2ml Alkaline Iodide-Azide solution</p> <p>Additional preservative kit required</p> <p>Dissolved Oxygen sampling instructions</p> <p>SDS 5 & SDS 6</p> <p>Contains a hazardous Preservative.</p>	<ul style="list-style-type: none"> Carefully fill the bottle with sample with minimum aeration Place the stopper in the bottle to displace air and excess liquid, and then remove the stopper Add 2ml Manganese Chloride solution followed by 2ml Alkaline Iodide-Azide solution to each, dispensing the reagents just below the liquid surface Carefully replace the stopper, avoiding inclusion of air bubbles and mix thoroughly 	<p>Dissolved Oxygen</p> <p>One full container is required</p>



ALS WATERS CONTAINER GUIDE

BOTTLE	DETAILS		PRESERVATIVE	SAMPLING TECHNIQUE	ANALYSIS
<p>STL 24</p> 	<p>TYPE LID LINER HEIGHT (mm) WIDTH (mm) DEPTH (mm) SHELF LIFE (mth) FILL LEVEL REFRIGERATE?</p>	<p>BOTTLE WHITE PE 115 45 - - SHOULDER YES</p>	<p>None</p>		<p>Potable PFOS One full container is required <i>Subcontracted</i> DWI 47 RAW PFAS 2 full containers are required Nitrification, Resp Inhibition One full container is required Reactive Aluminium One full container of filtered sample is required Low level metals One full container is required (Fixed on receipt if total metals requested) Total Metals One full container is required</p>
<p>ALS 026</p> 	<p>TYPE LID LINER HEIGHT (mm) WIDTH (mm) DEPTH (mm) SHELF LIFE (mth) FILL LEVEL REFRIGERATE?</p>	<p>BOTTLE WHITE PTFE 94 39 - 7 NECK N/A</p>	<p>0.3ml of 0.0167M Potassium Bromate-Bromide solution and 0.3ml of 36.5-38% Hydrochloric Acid solution SDS 9 Contains a hazardous Preservative.</p>	<ul style="list-style-type: none"> • The bottles are date stamped and must be used by the expiry date shown • Remove lid only just before sampling • Fill bottle slowly • Do not rinse 	<p>Mercury Environmental One full container is required</p>



ALS WATERS CONTAINER GUIDE

BOTTLE	DETAILS		PRESERVATIVE	SAMPLING TECHNIQUE	ANALYSIS
<p>STL 30</p> 	<p>TYPE LID LINER HEIGHT (mm) WIDTH (mm) DEPTH (mm) SHELF LIFE (mth) FILL LEVEL REFRIGERATE?</p>	<p>BOTTLE BLUE NO 160 70 50 24 NECK YES</p>	<p>0.30ml of 3.5% w/v Sodium Thiosulphate solution. Equivalent to 0.1ml of 1.8% w/v Na Thio per 100ml Gamma Irradiated SDS 8</p>	<ul style="list-style-type: none"> • This sample should be taken after chemical samples following local procedures • The bottles are date stamped and must be used by the expiry date shown • Do not rinse 	<p>Bacterial Analysis of Potable Water Samples One full container is required: fill to the neck (not the brim)</p>
<p>STL 039</p> 	<p>TYPE LID LINER HEIGHT (mm) WIDTH (mm) DEPTH (mm) SHELF LIFE (mth) FILL LEVEL REFRIGERATE?</p>	<p>BOTTLE GREEN NO 160 70 50 24 NECK YES</p>	<p>0.30ml of 3.5% w/v Sodium Thiosulphate solution. Equivalent to 0.1ml of 1.8% w/v Na Thio per 100ml Gamma Irradiated SDS 8</p>	<ul style="list-style-type: none"> • This sample should be taken after chemical samples following local procedures • The bottles are date stamped and must be used by the expiry date shown • Do not rinse 	<p>Bacterial Analysis of Water Samples for General Microbiology One full container is required: fill to the neck (not the brim)</p>
<p>STL 045</p> 	<p>TYPE LID LINER HEIGHT (mm) WIDTH (mm) DEPTH (mm) SHELF LIFE (mth) FILL LEVEL REFRIGERATE?</p>	<p>BOTTLE BLACK NO 160 70 50 24 NECK YES</p>	<p>0.19ml of 48% w/v Sodium Thiosulphate solution. Equivalent to 1ml of 1.8% w/v Na Thio per 100ml Gamma Irradiated SDS 8</p>	<ul style="list-style-type: none"> • This sample should be taken after chemical samples following local procedures • The bottles are date stamped and must be used by the expiry date shown • Do not rinse 	<p>Bacterial Analysis of Potable Water Samples (Bottle on request only – higher biocide neutraliser dose) One full container is required: fill to the neck (not the brim)</p>



ALS WATERS CONTAINER GUIDE

BOTTLE	DETAILS		PRESERVATIVE	SAMPLING TECHNIQUE	ANALYSIS
STL 31 	TYPE LID LINER HEIGHT (mm) WIDTH (mm) DEPTH (mm) SHELF LIFE (mth) FILL LEVEL REFRIGERATE?	JERRY CAN BLACK NO 315 225 190 - TOP N/A	None		Cryptosporidium One full container is required
STL 32 	TYPE LID LINER HEIGHT (mm) WIDTH (mm) DEPTH (mm) SHELF LIFE (mth) FILL LEVEL REFRIGERATE?	POT BLACK PE FOAM 120 75 75 - SHOULDER YES	None		Waste Sludge Inorganic One full container is required YWS bottle code: SLUDGE_POT



ALS WATERS CONTAINER GUIDE

BOTTLE	DETAILS		PRESERVATIVE	SAMPLING TECHNIQUE	ANALYSIS
<p>STL 33</p> 	<p>TYPE LID LINER HEIGHT (mm) WIDTH (mm) DEPTH (mm) SHELF LIFE (mth) FILL LEVEL REFRIGERATE?</p>	<p>BOTTLE WHITE PTFE 155 55 - - TOP YES</p>	<p>None</p>		<p>Pesticides to include Phenols, Acid Herbs, Organochlorines, Organophosphorus, Triazines and Moths One full container is required EH One full container is required NVM/Oils One full container is required EPH One full container is required Alkyl Phenols One full container is required Carbonates One full container is required Nitrobenzene One full container is required Oil and Grease One full container is required Glycols One full container is required CIP Pharmaceuticals Suite 1 One full container is required</p>
<p>ALE 246</p> 	<p>TYPE LID LINER HEIGHT (mm) WIDTH (mm) DEPTH (mm) SHELF LIFE (mth) FILL LEVEL REFRIGERATE?</p>	<p>BOTTLE WHITE PE 82 38 - 24 NECK YES</p>	<p>0.6ml of 2.5% zinc acetate</p> <p>SDS 13</p> <p>Contains a hazardous Preservative.</p>	<ul style="list-style-type: none"> Carefully place the sample into the Azlon bottle provided (STL35) with minimum aeration until it is almost full (i.e. to the top of the neck ridge) Mix thoroughly The bottles are date stamped and must be used by the expiry date shown 	<p>Potable sulphide One full container is required</p>




ALS WATERS CONTAINER GUIDE

BOTTLE	DETAILS		PRESERVATIVE	SAMPLING TECHNIQUE	ANALYSIS
<p>ALS 042</p> 	<p>TYPE LID LINER HEIGHT (mm) WIDTH (mm) DEPTH (mm) SHELF LIFE (mth) FILL LEVEL REFRIGERATE?</p>	<p>BOTTLE YELLOW NO TOP YES</p>	<p>0.1 mol Potassium Dichromate SDS 29 Contains a hazardous Preservative.</p>		<p>CIP Dissolved / total Mercury Externally supplied bottle. 1 full container required for each test. Subcontracted. Can be filtered at the analysing laboratory</p>
<p>ALS 044 (ALS102CZ)</p> 	<p>TYPE LID LINER HEIGHT (mm) WIDTH (mm) DEPTH (mm) SHELF LIFE (mth) FILL LEVEL REFRIGERATE?</p>	<p>BOTTLE YES NO NECK NO</p>	<p>Contains 0.5ml (NH4)2S04 + NH404 (1 mol/L) Ammonium Sulphate + Ammonium Hydroxide SDS 32 Contains a hazardous Preservative.</p>		<p>CIP Chromium (VI) Dissolved 1 full container required. Subcontracted. Can be filtered at the analysing laboratory</p>


ALS WATERS CONTAINER GUIDE

BOTTLE	DETAILS		PRESERVATIVE	SAMPLING TECHNIQUE	ANALYSIS
<p>STL 34</p> 	<p>TYPE LID LINER HEIGHT (mm) WIDTH (mm) DEPTH (mm) SHELF LIFE (mth) FILL LEVEL REFRIGERATE?</p>	<p>BOTTLE YES YES 145 58 - 12 SHOULDER N/A</p>	<p>Contains 2ml HNO3 40% Nitric Acid SDS 11 Contains a hazardous Preservative.</p>		<p>AOX One Full Container is required</p>
<p>STL 40</p> 	<p>TYPE LID LINER HEIGHT (mm) WIDTH (mm) DEPTH (mm) SHELF LIFE (mth) FILL LEVEL REFRIGERATE?</p>	<p>BOTTLE BLACK PTFE 110 50 - 5 BLUE LINE N/A</p>	<p>2ml of 8M Nitric acid and 0.085M Potassium Dichromate solution SDS 18 Contains a hazardous Preservative.</p>		<p>National Laboratory Service Mercury One full container is required Supplied by National Laboratory Service (NLS) Analysis subcontracted to NLS</p>


ALS WATERS CONTAINER GUIDE

BOTTLE	DETAILS		PRESERVATIVE	SAMPLING TECHNIQUE	ANALYSIS
<p>STL 41</p> 	<p>TYPE LID LINER HEIGHT (mm) WIDTH (mm) DEPTH (mm) SHELF LIFE (mth) FILL LEVEL REFRIGERATE?</p>	<p>POT WHITE NO 70 60 - - SHOULDER N/A</p>	<p>NONE</p>		<p>Asbestos Identification</p>
<p>STL 46</p> 	<p>TYPE LID LINER HEIGHT (mm) WIDTH (mm) DEPTH (mm) SHELF LIFE (mth) FILL LEVEL REFRIGERATE?</p>	<p>BOTTLE WHITE PTFE 155 55 - 12 TOP YES</p>	<p>250ul of 2.51M Citric Acid and 480ug/l Silver Citrate solution SDS 24 Contains a hazardous Preservative.</p>		<p>WFD Acidified Organics One full container is required</p>
<p>STL 47</p> 	<p>TYPE LID LINER HEIGHT (mm) WIDTH (mm) DEPTH (mm) SHELF LIFE (mth) FILL LEVEL REFRIGERATE?</p>	<p>BOTTLE WHITE PTFE 155 - 55 5 MONTHS</p>	<p>12.5ml of 6.25% 2-Chloroacetamide in Methanol SDS 22 Contains a hazardous Preservative.</p>		<p>WFD Alkylphenols 1 Full container required.</p>



ALS WATERS CONTAINER GUIDE

BOTTLE	DETAILS		PRESERVATIVE	SAMPLING TECHNIQUE	ANALYSIS
<p>STL 51</p> 	<p>TYPE LID LINER HEIGHT (mm) WIDTH (mm) DEPTH (mm) SHELF LIFE (mth) FILL LEVEL REFRIGERATE?</p>	<p>VIAL GREEN SEPTA 100 28 - 6 TOP YES</p>	<p>0.5ml Hydrochloric Acid (50% v/v) solution</p> <p>SDS 10</p> <p>Contains a hazardous Preservative.</p>	<ul style="list-style-type: none"> The vials are date stamped and must be used by the expiry date shown Do not rinse Ensure no headspace or air bubbles Ensure that the seal is correctly in place inside the lid with the PTFE coated side in contact with the sample liquid Two identical sample vials must be taken for each sample After filling, invert the vial and check for air bubbles. Bubbles greater than 6mm indicate headspace - samples received in this condition will be flagged on the final report as potentially compromised. 	<p>VOC Two full vials are required</p> <p>BTEX/MTBE Two full vials are required</p> <p>VPH Two full vials are required</p> <p>Solvents Two full vials are required</p> <p>YWS bottle code: 40ML_CL_VL</p>




ALS WATERS CONTAINER GUIDE

BOTTLE	DETAILS		PRESERVATIVE	SAMPLING TECHNIQUE	ANALYSIS
<p>STL 53</p> 	<p>TYPE LID LINER HEIGHT (mm) WIDTH (mm) DEPTH (mm) SHELF LIFE (mth) FILL LEVEL REFRIGERATE?</p>	<p>VIAL GREEN SEPTA 100 28 - 12 MONTHS TOP YES</p>	<p>0.3ml 1% (w/v) Sodium Thiosulphate solution</p> <p>SDS 8</p>	<ul style="list-style-type: none"> • The vials are date stamped and must be used by the expiry date shown • Do not rinse • Ensure there is no headspace or air bubbles • Ensure that the seal is correctly in place inside the lid with the PTFE coated side in contact with the sample liquid • Two identical sample vials must be taken for each sample • After filling, invert the vial and check for air bubbles. Bubbles greater than 6mm indicate headspace - samples received in this condition will be flagged on the final report as potentially compromised. 	<p>Haloforms & Chlorinated Hydrocarbons. THM, Benzene, BTEX/MTBE Two full vials are required</p> <p>VOC screens Two full vials are required</p> <p>Epichlorohydrin One full vial is required</p> <p>Vinyl Chloride Two full vials are required</p> <p>LC-QTOF Screen Two full vials are required</p>



ALS WATERS CONTAINER GUIDE

BOTTLE	DETAILS		PRESERVATIVE	SAMPLING TECHNIQUE	ANALYSIS
<p>ALS 058</p> 	<p>TYPE LID LINER HEIGHT (mm) WIDTH (mm) DEPTH (mm) SHELF LIFE (mth) FILL LEVEL REFRIGERATE?</p>	<p>BOTTLE BLACK YES PTFE 195 70 12 MONTHS TOP N/A</p>	<p>0.9ml of 10mg/l Sodium Thiosulphate SDS 8</p>	<ul style="list-style-type: none"> The bottles are date stamped and must be used by the expiry date shown Do not rinse 	<p>Non-Polar Pesticides One full container is required Geosmin & MIB One full container is required Bromophenols One full container is required Acid Herbicides* One full container is required Metaldehyde* One full container is required Microcystin* One full container is required Acrylamide* One full container is required Required Mesosulfron-Methyl* One full container is required Required * Please note only 1 bottle is required for any combinations of these tests *</p>
<p>ALS 060</p> 	<p>TYPE LID LINER HEIGHT (mm) WIDTH (mm) DEPTH (mm) SHELF LIFE (mth) FILL LEVEL REFRIGERATE?</p>	<p>BOTTLE BLACK YES PTFE 110 46 12 MONTHS TOP N/A</p>	<p>0.1 ml of 3% (w/v) Ascorbic Acid solution Non-Hazardous SDS 16</p>	<ul style="list-style-type: none"> Do not rinse The bottles are date stamped and must be used by the expiry date shown 	<p>Combined Pests One full container is required Chloro Phenols One full container is required</p>



ALS WATERS CONTAINER GUIDE

BOTTLE	DETAILS		PRESERVATIVE	SAMPLING TECHNIQUE	ANALYSIS
STL 061 	TYPE LID LINER HEIGHT (mm) WIDTH (mm) DEPTH (mm) SHELF LIFE (mth) FILL LEVEL REFRIGERATE?	BOTTLE WHITE YES PTFE 110 46 - TOP N/A	None		Chlorate, Chlorite, Bromate, Bromide One full container is required Free & Total Chlorine One full container is required
STL 70 	TYPE LID LINER HEIGHT (mm) WIDTH (mm) DEPTH (mm) SHELF LIFE (mth) FILL LEVEL REFRIGERATE?	POT RED NO 70 35 - 6 TOP N/A	0.2ml of 50% (v/v) Hydrochloric Acid solution SDS 10 Contains a hazardous Preservative.	<ul style="list-style-type: none"> The bottles are date stamped and must be used by the expiry date shown Do not rinse 	Monohydric Phenols One full container is required YWS bottle code: PHENLS_BOT
STL 71 	TYPE LID LINER HEIGHT (mm) WIDTH (mm) DEPTH (mm) SHELF LIFE (mth) FILL LEVEL REFRIGERATE?	POT WHITE NO 70 35 - 6 TOP YES	3ml of 1M Sodium Hydroxide solution SDS 2 Contains a hazardous Preservative.	<ul style="list-style-type: none"> The bottles are date stamped and must be used by the expiry date shown Do not rinse 	Total and Free Cyanide One full container is required YWS bottle code: CN_BOTTLE




ALS WATERS CONTAINER GUIDE

BOTTLE	DETAILS		PRESERVATIVE	SAMPLING TECHNIQUE	ANALYSIS
<p>STL 72</p> 	<p>TYPE LID LINER HEIGHT (mm) WIDTH (mm) DEPTH (mm) SHELF LIFE (mth) FILL LEVEL REFRIGERATE?</p>	<p>VIAL GREEN SEPTA 100 28 - - TOP YES</p>	<p>None</p>	<ul style="list-style-type: none"> Do not rinse Ensure no headspace or air bubbles Ensure that the seal is correctly in place inside the lid with the PTFE coated side in contact with the sample liquid After filling, invert the vial and check for air bubbles. Bubbles greater than 6mm indicate headspace - samples received in this condition will be flagged on the final report as potentially compromised. 	<p>Waste Methane Two full vial are required Heptane and Methyl Acetate One full vial is required</p> <p><i>Subcontracted</i> CIP LCMS One full container is required</p>
<p>STL 78</p> 	<p>TYPE LID LINER HEIGHT (mm) WIDTH (mm) DEPTH (mm) SHELF LIFE (mth) FILL LEVEL REFRIGERATE?</p>	<p>JAR WHITE FOAM 103 80 - - SHOULDER N/A</p>	<p>None</p>		<p>SVOC, EH, PCB, Pesticides One full container is required Mineral Oil Solids One full container is required</p> <p>YWS bottle code: 250_BR_GLS</p>



ALS WATERS CONTAINER GUIDE

BOTTLE	DETAILS		PRESERVATIVE	SAMPLING TECHNIQUE	ANALYSIS
<p>STL 79</p> 	<p>TYPE LID LINER HEIGHT (mm) WIDTH (mm) DEPTH (mm) SHELF LIFE (mth) FILL LEVEL REFRIGERATE?</p>	<p>VIAL WHITE SEPTA 100 28 - - TOP YES</p>	<p>None</p>	<ul style="list-style-type: none"> Do not rinse Ensure no headspace or air bubbles Ensure that the seal is correctly in place inside the lid with the PTFE coated side in contact with the sample liquid After filling, invert the vial and check for air bubbles. Bubbles greater than 6mm indicate headspace - samples received in this condition will be flagged on the final report as potentially compromised. 	<p>Pyridine analysis One full container is required</p>
<p>STL 80</p> 	<p>TYPE LID LINER HEIGHT (mm) WIDTH (mm) DEPTH (mm) SHELF LIFE (mth) FILL LEVEL REFRIGERATE?</p>	<p>BOTTLE WHITE NO 260 120 90 - TOP N/A</p>	<p>None</p>		<p>Inorganics One full container is required</p> <p><i>Subcontracted</i></p>



ALS WATERS CONTAINER GUIDE

BOTTLE	DETAILS		PRESERVATIVE	SAMPLING TECHNIQUE	ANALYSIS
<p>STL 81</p> 	<p>TYPE LID LINER HEIGHT (mm) WIDTH (mm) DEPTH (mm) SHELF LIFE (mth) FILL LEVEL REFRIGERATE?</p>	<p>CONTAINER WHITE NO - - LID N/A</p>	<p>None</p>	<ul style="list-style-type: none"> If sample contains large stones, please fill two sample pots 	<p>Inorganics, Metals, PAH One full container is required</p>
<p>STL 83</p> 	<p>TYPE LID LINER HEIGHT (mm) WIDTH (mm) DEPTH (mm) SHELF LIFE (mth) FILL LEVEL REFRIGERATE?</p>	<p>BOTTLE WHITE PE FOAM 185 90 75 - SHOULDER YES</p>	<p>None</p>	<ul style="list-style-type: none"> This sample must be taken first without prior flushing Do not take this sample from an outside tap or from outbuildings, garages etc. Do not take this sample from a distribution kiosk 	<p>Overnight/RDT One full container is required Lead, Copper, Zinc, Nickel One full container is required</p>
<p>STL 90</p> 	<p>TYPE LID LINER HEIGHT (mm) WIDTH (mm) DEPTH (mm) SHELF LIFE (mth) FILL LEVEL REFRIGERATE?</p>	<p>VIAL WHITE PTFE 100 28 - - TOP YES</p>	<p>None</p>	<ul style="list-style-type: none"> Two identical sample vials must be taken for each sample 	<p>PAH Two full vials are required SVOCs Two full vials are required CIP Triclosan & Diclofenac Two full vials are required Bisphenol A Two full vials are required CIP Bisphenol A Two full vials are required</p>




ALS WATERS CONTAINER GUIDE

BOTTLE	DETAILS		PRESERVATIVE	SAMPLING TECHNIQUE	ANALYSIS
<p>STL 92</p> 	<p>TYPE LID LINER HEIGHT (mm) WIDTH (mm) DEPTH (mm) SHELF LIFE (mth) FILL LEVEL REFRIGERATE?</p>	<p>VIAL GREEN SEPTA 100 28 - 2 years TOP YES</p>	<p>2ml of Ultra-Resi analysed Methanol</p> <p>SDS 28</p> <p>Contains a hazardous Preservative.</p>	<ul style="list-style-type: none"> The vials are date stamped and must be used by the expiry date shown Do not rinse Ensure no headspace or air bubbles Ensure that the seal is correctly in place inside the lid with the PTFE coated side in contact with the sample liquid Two identical sample vials must be taken for each sample After filling, invert the vial and check for air bubbles. Bubbles greater than 6mm indicate headspace - samples received in this condition will be flagged on the final report as potentially compromised. 	<p>FTOH</p> <p>Two full vials are required</p>
<p>STL 97</p> 	<p>TYPE LID LINER HEIGHT (mm) WIDTH (mm) DEPTH (mm) SHELF LIFE (mth) FILL LEVEL REFRIGERATE?</p>	<p>BOTTLE WHITE PE 115 45 - 6 SHOULDER N/A</p>	<p>4.0ml of 50% (v/v) Hydrochloric Acid solution</p> <p>SDS 10</p> <p>Contains a hazardous Preservative.</p>	<ul style="list-style-type: none"> Do not rinse 	<p>Ferrous/Ferric Iron</p> <p>One full container is required</p>




ALS WATERS CONTAINER GUIDE

BOTTLE	DETAILS		PRESERVATIVE	SAMPLING TECHNIQUE	ANALYSIS
<p>VWRI331-0074</p> 	<p>TYPE LID LINER HEIGHT (mm) WIDTH (mm) DEPTH (mm) SHELF LIFE (mth) FILL LEVEL REFRIGERATE?</p>	<p>BOTTLE BLUE PE FOAM 260 80 - 14 SHOULDER YES</p>	<p>0.69ml of 3.5% (w/v) Sodium Thiosulphate solution. Equivalent to 0.1ml of 1.8% (w/v) Na Thio per 100ml. Gamma Irradiated SDS 8</p>	<ul style="list-style-type: none"> • This sample should be taken after chemical samples following local procedures • The bottles are date stamped and must be used by the expiry date shown • Do not rinse 	<p>Bacterial Analysis of Potable Water Samples One full container is required ALS Wakefield use only</p>
<p>STL 101 (VWRLSTL101.1)</p> 	<p>TYPE LID LINER HEIGHT (mm) WIDTH (mm) DEPTH (mm) SHELF LIFE (mth) FILL LEVEL REFRIGERATE?</p>	<p>BOTTLE WHITE NO 185 65 65 - TOP YES</p>	<p>None</p>		<p>Physicals and Inorganic Analysis – Peerless system One full container is required Suspended Solids/TDS One full container is required General Inorganics - One full container is required Dissolved Metals One full container is required Filtered Metals One full container is required CIP Exactive Suite One full container is required</p>




ALS WATERS CONTAINER GUIDE

BOTTLE	DETAILS		PRESERVATIVE	SAMPLING TECHNIQUE	ANALYSIS
STL 102 	TYPE LID LINER HEIGHT (mm) WIDTH (mm) DEPTH (mm) SHELF LIFE (mth) FILL LEVEL REFRIGERATE?	BOTTLE WHITE NO 240 75 75 - TOP N/A	None		Waste Inorganics analysis, General Inorganics, Metals (excluding Mercury analysis) One full container is required YWS bottle code: 1LITR_PET
STL 103 	TYPE LID LINER HEIGHT (mm) WIDTH (mm) DEPTH (mm) SHELF LIFE (mth) FILL LEVEL REFRIGERATE?	BOTTLE BLUE / BLUE-GREY PE FOAM 202 66 - - TOP YES	None	<ul style="list-style-type: none"> Bacterial analysis also required (refer to bottle type STL19 and STL 30) Ensure there is no headspace 	Taste and Odour Quantitative and Qualitative determination Two full containers are required
STL 105 	TYPE LID LINER HEIGHT (mm) WIDTH (mm) DEPTH (mm) SHELF LIFE (mth) FILL LEVEL REFRIGERATE?	BOTTLE RED NO 144 53 53 - TOP YES	None		Tritium One full container is required <i>Subcontracted bottle</i> Glyphosate and AMPA <i>Subcontracted bottle</i>



ALS WATERS CONTAINER GUIDE

BOTTLE	DETAILS		PRESERVATIVE	SAMPLING TECHNIQUE	ANALYSIS
STL 113 	TYPE LID LINER HEIGHT (mm) WIDTH (mm) DEPTH (mm) SHELF LIFE (mth) FILL LEVEL REFRIGERATE?	BOTTLE CLEAR 146 62 62 12 NECK YES	40mls of Ultra-Resi analysed Acetonitrile SDS 23 Contains a hazardous Preservative.		CIP Pharmaceuticals Suite 2 One full container is required
STL 112 	TYPE LID LINER HEIGHT (mm) WIDTH (mm) DEPTH (mm) SHELF LIFE (mth) FILL LEVEL REFRIGERATE?	BOTTLE BLACK 195 70 - 5 MONTHS NECK N/A	25ml of Ultra-Resi analysed Methanol SDS 28 Contains a hazardous Preservative.	<ul style="list-style-type: none"> Use Stainless Steel sampling equipment 	BDE, PAH, TBT, Cypermethrin, HBCDD Two containers are required
STL 115 	TYPE LID LINER HEIGHT (mm) WIDTH (mm) DEPTH (mm) SHELF LIFE (mth) FILL LEVEL REFRIGERATE?	BOTTLE WHITE 108 45 - 52 WEEKS NECK N/A	0.5ml Hydrochloric Acid & 0.5ml Potassium Bromate-Bromide SDS 9 Contains a hazardous Preservative.	<ul style="list-style-type: none"> Use Plastic sampling equipment Use Pump and Filter capsule for filtered sample 	Mercury Four full containers are required – two for Total and two for Filtered



ALS WATERS CONTAINER GUIDE

BOTTLE	DETAILS		PRESERVATIVE	SAMPLING TECHNIQUE	ANALYSIS
<p>STL 116</p> 	<p>TYPE</p> <p>LID</p> <p>LINER</p> <p>HEIGHT (mm)</p> <p>WIDTH (mm)</p> <p>DEPTH (mm)</p> <p>SHELF LIFE (mth)</p> <p>FILL LEVEL</p> <p>REFRIGERATE?</p>	<p>GREEN /AMBER BOTTLE BLACK / WHITE 195 70 - 12 NECK YES</p>	<p>1.5ml of 30% Hydrochloric Acid & 0.125g Copper Nitrate</p> <p>SDS 21 & SDS 4</p> <p>Contains a hazardous Preservative.</p>	<ul style="list-style-type: none"> Use Stainless Steel sampling equipment Do not rinse 	<p>Steroid Compounds</p> <p>One container is required</p>
<p>STL 118</p> 	<p>TYPE</p> <p>LID</p> <p>LINER</p> <p>HEIGHT (mm)</p> <p>WIDTH (mm)</p> <p>DEPTH (mm)</p> <p>SHELF LIFE (mth)</p> <p>FILL LEVEL</p> <p>REFRIGERATE?</p>	<p>BOTTLE WHITE 79 39 - - SHOULDER N/A</p>	<p>None</p>	<ul style="list-style-type: none"> Use Plastic sampling equipment Use 20ml syringe and 0.45µm filter disc for filtration 	<p>Soluble Reactive Phosphate</p> <p>One full container of filtered sample is required</p>
<p>ALS 130</p> 	<p>TYPE</p> <p>LID</p> <p>LINER</p> <p>HEIGHT (mm)</p> <p>WIDTH (mm)</p> <p>DEPTH (mm)</p> <p>SHELF LIFE (mth)</p> <p>FILL LEVEL</p> <p>REFRIGERATE?</p>	<p>BOTTLE BLUE PE 115 45 - 6 TOP YES</p>	<p>2.5ml of 20% Sodium Hydroxide solution</p> <p>SDS 2</p> <p>Contains a hazardous Preservative.</p>	<ul style="list-style-type: none"> The bottles are date stamped and must be used by the expiry date shown Do not rinse 	<p>Total and Free Cyanide</p> <p>One full container is required</p>




ALS WATERS CONTAINER GUIDE

BOTTLE	DETAILS		PRESERVATIVE	SAMPLING TECHNIQUE	ANALYSIS
<p>STL 200</p> 	<p>TYPE LID LINER HEIGHT (mm) WIDTH (mm) DEPTH (mm) SHELF LIFE (mth) FILL LEVEL REFRIGERATE?</p>	<p>BOTTLE RED NO 140 70 - - TOP N/A</p>	<p>None</p>	<ul style="list-style-type: none"> Carefully fill the bottle with sample with minimum aeration Place the stopper in the bottle to displace air and excess liquid, and then remove the stopper Replace the stopper avoiding inclusion of air bubbles 	<p>Redox analysis One full container is required</p>
<p>STL 225 VWRLSTL225.1</p> 	<p>TYPE LID LINER HEIGHT (mm) WIDTH (mm) DEPTH (mm) SHELF LIFE (mth) FILL LEVEL REFRIGERATE?</p>	<p>BOTTLE RED NO 160 70 50 14 SHOULDER YES</p>	<p>0.35ml of 3% (w/v) Sodium Thiosulphate solution. Equivalent to 0.1ml of 1.8% (w/v) Na Thio per 100ml</p> <p>Gamma Irradiated</p> <p>SDS 8</p>	<ul style="list-style-type: none"> This sample should be taken after chemical samples following local procedures The bottles are date stamped and must be used by the expiry date shown Do not rinse 	<p>Bacterial Analysis of Potable Water Samples One full container is required</p> <p>Bacterial Analysis of Raw Water Samples One full container is required</p> <p>Yorkshire Water only</p>


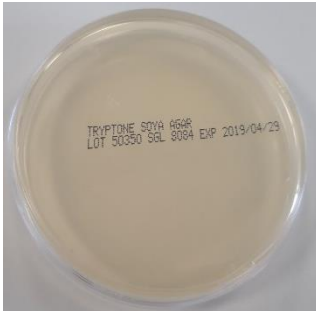

ALS WATERS CONTAINER GUIDE

BOTTLE	DETAILS		PRESERVATIVE	SAMPLING TECHNIQUE	ANALYSIS
<p>STL 226 VWRLSTL226.1</p> 	<p>TYPE LID LINER HEIGHT (mm) WIDTH (mm) DEPTH (mm) SHELF LIFE (mth) FILL LEVEL REFRIGERATE?</p>	<p>BOTTLE WHITE NO 215 70 50 14 SHOULDER YES</p>	<p>1.0ml of 3% (w/v) Sodium Thiosulphate solution. Equivalent to 0.1ml of 1.8% (w/v) Na Thio per 100ml Gamma Irradiated SDS 8</p>	<ul style="list-style-type: none"> • This sample should be taken after chemical samples following local procedures • The bottles are date stamped and must be used by the expiry date shown • Do not rinse 	<p>Bacterial Analysis of Raw Water Samples One full container is required</p>
<p>STL 241</p> 	<p>TYPE LID LINER HEIGHT (mm) WIDTH (mm) DEPTH (mm) SHELF LIFE (mth) FILL LEVEL REFRIGERATE?</p>	<p>BOTTLE BLACK PE 115 45 - 12 SHOULDER YES</p>	<p>2.5ml 50% Nitric acid and 0.6ml 1,000ppm Gold solution SDS 17 Contains a hazardous Preservative.</p>	<ul style="list-style-type: none"> • Do not rinse • The bottles are date stamped and must be used by the expiry date shown 	<p>Total Mercury Analysis One full container is required</p>



ALS WATERS CONTAINER GUIDE

BOTTLE	DETAILS		PRESERVATIVE	SAMPLING TECHNIQUE	ANALYSIS
<p>STL 305</p> 	<p>TYPE LID LINER HEIGHT (mm) WIDTH (mm) DEPTH (mm) SHELF LIFE (mth) FILL LEVEL REFRIGERATE?</p>	<p>SWAB NO NO 175 12 - - - YES</p>	<p>-</p>	<ul style="list-style-type: none"> • Check expiry date before use • Take swab sample before cleaning tap • Swab the inside of the tap using the tip • Place swab in tube 	<p>Identification of Bacteriological contamination of Taps One full container is required</p>
<p>STL 315</p> <p>Certified endotoxin free to levels <0.01EU/m.</p> 	<p>TYPE LID LINER HEIGHT (mm) WIDTH (mm) DEPTH (mm) SHELF LIFE (mth) FILL LEVEL REFRIGERATE?</p>	<p>Tube YES NO 94 31 - - N/A - TOP YES</p>	<p>-</p>	<ul style="list-style-type: none"> • Aseptic Sampling technique should be used • Samples should be sent to the laboratory as soon as possible after sampling 	<p>Endotoxins ONLY</p>
<p>STL 325</p> 	<p>55mm TSA contact plate [product code: 103073]</p>		<p>-</p>	<ul style="list-style-type: none"> • Contact Plate or air sampler plate 	<p>TVC</p>

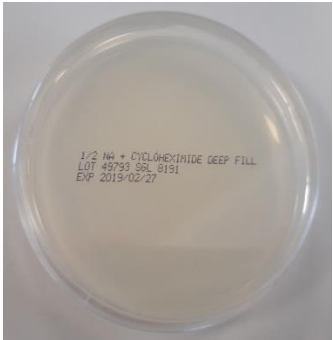


ALS WATERS CONTAINER GUIDE

BOTTLE	DETAILS	PRESERVATIVE	SAMPLING TECHNIQUE	ANALYSIS
STL 326 	55mm MEA contact plate [product code: 103101]	-	<ul style="list-style-type: none"> Contact plate or air sampler plate 	Yeasts & Moulds
STL 327 	90mm TSA plate [product code: 8084]	-	<ul style="list-style-type: none"> Settle plate 	TVC
STL 328 	90mm RBA plate [product code: 8080]	-	<ul style="list-style-type: none"> Settle plate 	Yeasts & Moulds




Group Quality Form	GQF 7.4.1	
ALS WATERS CONTAINER GUIDE	PAGE: 36 OF 44	
	ISSUE NO.: 18	ISSUE DATE: 10.06.26

BOTTLE	DETAILS	PRESERVATIVE	SAMPLING TECHNIQUE	ANALYSIS
STL 329 	90mm 40ml MEA plate [product code: 8192]	-	<ul style="list-style-type: none"> Andersen sampler plate 	Aspergillus fumigatus Total fungi One plate will cover both tests
STL 331 	90mm 40ml VRBGA plate [product code: 8198]	-	<ul style="list-style-type: none"> Andersen sampler plate 	Gram negative bacteria



ALS WATERS CONTAINER GUIDE

BOTTLE	DETAILS		PRESERVATIVE	SAMPLING TECHNIQUE	ANALYSIS
<p>STL 332</p> 	<p>90mm 40ml ½ NA plate [product code: 8191]</p>		<p>-</p>	<ul style="list-style-type: none"> Andersen sampler plate 	<p>Total mesophilic bacteria</p>
<p>STL 333</p> 	<p>90mm GVPC Culture Plate. [Product code: 8068]</p>		<p>-</p>	<ul style="list-style-type: none"> Settle plate 	<p>Legionella</p>
<p>STL 430</p> 	<p>TYPE LID LINER HEIGHT (mm) WIDTH (mm) DEPTH (mm) SHELF LIFE (mth) FILL LEVEL REFRIGERATE?</p>	<p>BOTTLE WHITE PTFE 146 60 - 6 TOP YES</p>	<p>Contains 250µl 10% (w/v) Ammonium Chloride Solution</p> <p>SDS 3</p> <p>Contains a hazardous Preservative.</p>	<ul style="list-style-type: none"> Do not rinse The bottles are date stamped and must be used by the expiry date shown 	<p>Haloacetic Acid and Dalapon Analysis One full container is required</p>




ALS WATERS CONTAINER GUIDE

BOTTLE	DETAILS		PRESERVATIVE	SAMPLING TECHNIQUE	ANALYSIS
<p>STL 436</p> 	<p>TYPE LID LINER HEIGHT (mm) WIDTH (mm) DEPTH (mm) SHELF LIFE (mth) FILL LEVEL REFRIGERATE?</p>	<p>XPRESS NO NO - - - - - N/A</p>	<p>None</p>	<ul style="list-style-type: none"> Place filter module into housing if not supplied Attach pump to housing Filter water or place housing in sampling cabinet After sampling, for transport to the laboratory, place filter in a plastic bag that is contained in a STL 81 or similar container 	<p>Cryptosporidium/Giardia Clean Samples</p>
<p>STL 436</p> 	<p>TYPE LID LINER HEIGHT (mm) WIDTH (mm) DEPTH (mm) SHELF LIFE (mth) FILL LEVEL REFRIGERATE?</p>	<p>FMAX NO NO - - - - - N/A</p>	<p>None</p>	<ul style="list-style-type: none"> Place filter module into housing if not supplied Attach pump to housing Filter water or place housing in sampling cabinet After sampling, for transport to the laboratory, place filter in a plastic bag that is contained in a STL 81 or similar container 	<p>Cryptosporidium/Giardia Clean & Raw Samples</p>
<p>STL 465</p> 	<p>TYPE LID LINER HEIGHT (mm) WIDTH (mm) DEPTH (mm) SHELF LIFE (mth) FILL LEVEL REFRIGERATE?</p>	<p>BOTTLE WHITE PTFE 145 58 - 6 TOP YES</p>	<p>0.75ml 1% Sodium Thiosulphate solution</p> <p>SDS 8</p>	<ul style="list-style-type: none"> The bottles are date stamped and must be used by the expiry date shown Do not rinse 	<p>Low Level Phenols</p> <p>One full container is required</p> <p>Benzotriazole & Tolytriazole</p> <p>One full container is required</p>




ALS WATERS CONTAINER GUIDE

BOTTLE	DETAILS		PRESERVATIVE	SAMPLING TECHNIQUE	ANALYSIS
STL 470 	TYPE LID LINER HEIGHT (mm) WIDTH (mm) DEPTH (mm) SHELF LIFE (mth) FILL LEVEL REFRIGERATE?	JAR WHITE FOAM 103 80 - 36 SHOULDER N/A	150ml Methanol Water (60:40 Methanol to Water solution) SDS 14 Contains a hazardous Preservative.	<ul style="list-style-type: none"> Do not rinse Avoid any loss of preservative 	Speciated Phenols 50g of sample is required
STL 480 	TYPE LID LINER HEIGHT (mm) WIDTH (mm) DEPTH (mm) SHELF LIFE (mth) FILL LEVEL REFRIGERATE?	POT BLUE NO 70 35 - 6 TOP YES	1ml of 0.75M Sodium Carbonate solution & 1ml of 0.5M Zinc Acetate solution Sulphide Sampling Instructions SDS 12 & SDS 13 Contains a hazardous Preservative.	<ul style="list-style-type: none"> Carefully place the sample into the 60ml pot with minimum aeration until it is almost full Add 1ml Sodium Carbonate (0.75M) and mix Then add 1ml Zinc Acetate (0.5M) and mix again. The bottles are date stamped and must be used by the expiry date shown 	Sulphide One full container is required

ALS WATERS CONTAINER GUIDE

BOTTLE	DETAILS		PRESERVATIVE	SAMPLING TECHNIQUE	ANALYSIS
<p>STL 555</p> 	<p>TYPE LID LINER HEIGHT (mm) WIDTH (mm) DEPTH (mm) SHELF LIFE (mth) FILL LEVEL REFRIGERATE?</p>	<p>BOTTLE BLACK PTFE 255 81 - 12 MONTHS TOP YES</p>	<p>1.15ml of 14% (w/v) Sodium Thiosulphate Pentahydrate solution SDS 8</p>	<ul style="list-style-type: none"> Do not rinse The bottles are date stamped and must be used by the expiry date shown 	<p>Organics Polyaromatic Hydrocarbons (PAH) analysis Two full containers are required</p>
<p>STL 650</p> 	<p>TYPE LID LINER HEIGHT (mm) WIDTH (mm) DEPTH (mm) SHELF LIFE (mth) FILL LEVEL REFRIGERATE?</p>	<p>BOTTLE WHITE 104 50 - - SHOULDER N/A</p>	<p>1.0ml of 15% Sulphuric Acid SDS 15 Contains a hazardous Preservative.</p>	<p>Do not rinse</p> <ul style="list-style-type: none"> The bottles are date stamped and must be used by the expiry date shown 	<p>Kjeldahl Nitrogen analysis One full container is required</p>
<p>STL 700</p> 	<p>TYPE LID LINER HEIGHT (mm) WIDTH (mm) DEPTH (mm) SHELF LIFE (mth) FILL LEVEL REFRIGERATE?</p>	<p>BOTTLE WHITE PE FOAM 235 80 - 6 TOP N/A</p>	<p>20ml of 40% W/W Nitric Acid solution SDS 11 Contains a hazardous Preservative.</p>	<ul style="list-style-type: none"> Do not rinse The bottles are date stamped and must be used by the expiry date shown 	<p>Radioactivity, Radioactive determinands One full container is required. Two containers to be taken if repeats are required</p>

ALS WATERS CONTAINER GUIDE

BOTTLE	DETAILS		PRESERVATIVE	SAMPLING TECHNIQUE	ANALYSIS
<p>STL 701</p> 	<p>TYPE LID LINER HEIGHT (mm) WIDTH (mm) DEPTH (mm) SHELF LIFE (mth) FILL LEVEL REFRIGERATE?</p>	<p>BOTTLE WHITE NO 240 75 75 6 TOP N/A</p>	<p>40mg Ascorbic Acid Non-Hazardous SDS 16</p>		<p>NDMA Analysis Two full containers are required</p>
<p>STL 085</p> 	<p>TYPE LID LINER HEIGHT (mm) WIDTH (mm) DEPTH (mm) SHELF LIFE (mth) FILL LEVEL REFRIGERATE?</p>	<p>AMBER JAR BLACK Yes 6 TOP N/A</p>	<p>None</p>		<p>Volatile Organics One full container is required</p>
<p>STL 807</p> 	<p>TYPE LID LINER HEIGHT (mm) WIDTH (mm) DEPTH (mm) SHELF LIFE FILL LEVEL REFRIGERATE?</p>	<p>TUBE YELLOW NO 120 25 - 5 years TOP YES</p>	<p>0.5ml of 10M NaOH SDS 2 Contains a hazardous Preservative.</p>	<ul style="list-style-type: none"> • The bottles are date stamped and must be used by the expiry date shown. • Do not rinse • Refrigerate sample 	<p>Total and Free Cyanide One full container is required Supplied by NWSS Analysis subcontracted to NWSS</p>

Group Quality Form	GQF 7.4.1	
ALS WATERS CONTAINER GUIDE	PAGE: 42 OF 44	
	ISSUE NO.: 18	ISSUE DATE: 10.06.26

Group Quality Form	GQF 7.4.1	
ALS WATERS CONTAINER GUIDE	PAGE: 43 OF 44	
	ISSUE NO.: 18	ISSUE DATE: 10.06.26

Terminology & Definitions	
Full Container	The container or bottle should be full so far as practicable. However, the presence of a bubble or small headspace will not impact upon the validity of the results
No headspace	The container or bottle must be full to the brim avoiding the presence of any headspace in the bottle. However, the chance of small bubbles within the bottle will not impact upon the validity of the results
No headspace or air bubbles	The container or bottle must be full to the brim avoiding the presence of any headspace or any bubbles within the bottle.